






# Sparkassen Kinder- und Jugendspiele • F-Junioren • FVMLL





Organiser: Fußballverband Muldentall  
 Date: 21.06.2026, Start: 10:00  
 Event Location: Clade-Sportpark, Naunhof, Zur Clade 1, 04683 Naunhof, Germany  
 Match Duration in Group Phase: 10 Minutes Match Duration in Final Phase: 10 Minutes  
 Placement Mode: Points - Goal Difference - Amount of Goals - Head-to-Head Record



Live Results

## Participants

Group A		
1	SV Naunhof 1920	
2	Otterwischer SV	
3	Döbelner SC 02/90	
4	SV 1863 Belgershain	

Group B		
5	Bornaer SV 91	
6	SV Tresenwald Machern	
7	FC Grimma	
8	SV Chemie Böhlen	

## Preliminary Round

No.	C	Start	Gr	Match		Result
1	1	10:00	A	Otterwischer SV	SV 1863 Belgershain	:
2	2	10:00	A	SV Naunhof 1920	Döbelner SC 02/90	:
3	1	10:12	B	SV Tresenwald Machern	SV Chemie Böhlen	:
4	2	10:12	B	Bornaer SV 91	FC Grimma	:
5	1	10:24	A	Otterwischer SV	SV Naunhof 1920	:
6	2	10:24	A	Döbelner SC 02/90	SV 1863 Belgershain	:
7	1	10:36	B	SV Tresenwald Machern	Bornaer SV 91	:
8	2	10:36	B	FC Grimma	SV Chemie Böhlen	:
9	1	10:48	A	SV 1863 Belgershain	SV Naunhof 1920	:
10	2	10:48	A	Döbelner SC 02/90	Otterwischer SV	:
11	1	11:00	B	SV Chemie Böhlen	Bornaer SV 91	:
12	2	11:00	B	FC Grimma	SV Tresenwald Machern	:

Group A				
Pl	Participant	G	GD	Pts
	SV Naunhof 1920	:		
	Otterwischer SV	:		
	Döbelner SC 02/90	:		
	SV 1863 Belgershain	:		

Group B				
Pl	Participant	G	GD	Pts
	Bornaer SV 91	:		
	SV Tresenwald Machern	:		
	FC Grimma	:		
	SV Chemie Böhlen	:		

# Sparkassen Kinder- und Jugendspiele • F-Junioren • FVMLL

## Final Round

No.	C	Start	Gr	Match		Result	AETAPS
13	1	11:25	F2	4th Group B -	3rd Group A -	:	
14	2	11:25	F2	4th Group A -	3rd Group B -	:	
15	1	11:37	F1	2nd Group B -	1st Group A -	:	
16	2	11:37	F1	2nd Group A -	1st Group B -	:	
17	1	11:49	F2	3rd Group B -	4th Group B -	:	
18	2	11:49	F2	3rd Group A -	4th Group A -	:	
19	1	12:01	F1	1st Group B -	2nd Group B -	:	
20	2	12:01	F1	1st Group A -	2nd Group A -	:	
21	1	12:13	F2	3rd Group B -	3rd Group A -	:	
22	2	12:13	F2	4th Group A -	4th Group B -	:	
23	1	12:25	F1	1st Group B -	1st Group A -	:	
24	2	12:25	F1	2nd Group A -	2nd Group B -	:	

Group F1				
Pl	Participant	G	GD	Pts
		:		
		:		
		:		
		:		

Group F2				
Pl	Participant	G	GD	Pts
		:		
		:		
		:		
		:		